

Scaled data based on original data using
LM-79-08 Approved Method: Electrical and Photometric Measurements of Solid-
State Lighting Products

Test Report Prepared for
Cooper Lighting Solutions
(formerly Eaton)

Brand: STREETWORKS

Report Number: P530558

Luminaire Tested: **GLAN-SA5D-735-U-T3-GRSWH**

Issue Date: 5/27/2021

Test Information

Test Method: LM-79-08
Report Number: P530558
TEST IS SCALED FROM IESNA LM-79-08 TEST DATA (G3-2011-057-16)
Test Lab: INNOVATION CENTER
Issue Date: 5/27/2021
Manufacturer: COOPER LIGHTING SOLUTIONS (FORMERLY EATON)
Product Line: STREETWORKS
Catalog Number: GLAN-SA5D-735-U-T3-GRSWH
Description: GALLEON AREA AND ROADWAY LUMINAIRE
(5) 70 CRI, 3500K, 1200mA LIGHTSQUARES WITH 16 LEDS EACH AND TYPE III OPTICS WITH WHITE GLARE REDUCTION SHIELD
Light Source: -
Ballast/Driver: ELECTRONIC DRIVER

Summary

Lumens per Lamp: N/A
Luminaire Lumens: 30769 lumens
Efficiency: N/A
Efficacy: 99.6 lumens/watt
Luminous Opening: Rectangular (W 1.5' x L: 1' x H: 0')
IES Classification: Type II - Short
BUG Rating: B4 - U0 - G3

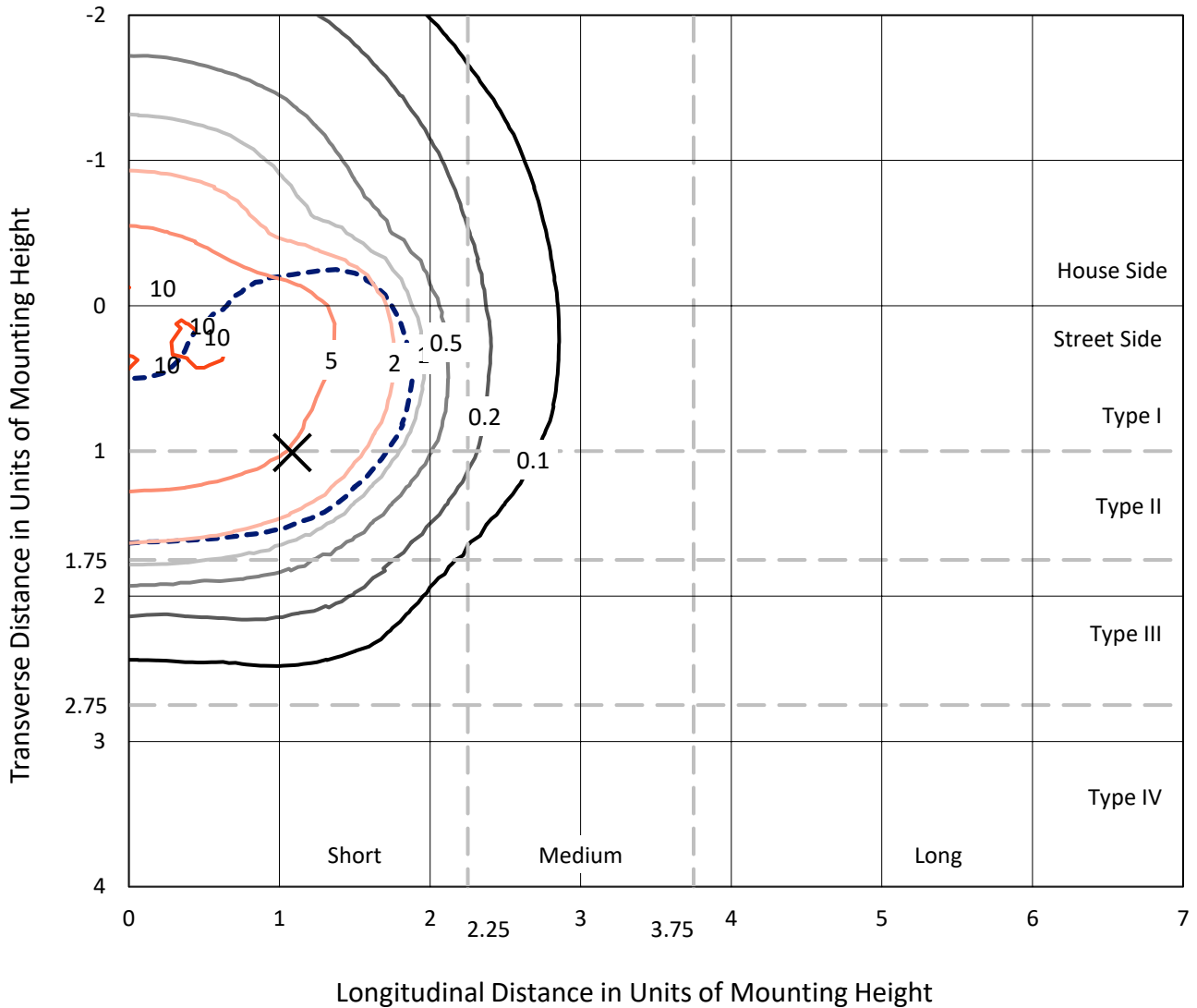
Input Watts (W): 309
Input Voltage (V): NR
Input Current (Ain): NR
Voltage Rise (V): NR
Power Factor: NR
Total Harmonic Distortion (THDi): NR
Frequency (hertz): 60
Stabilization Time: NR
Operation Time: NR
Ambient Temperature (°C): NR
Test Distance: 24 FT



REPORT NUMBER: P530558
 CATALOG NUMBER: GLAN-SA5D-735-U-T3-GRSWH

Iso-Footcandle Lines of Horizontal Illumination

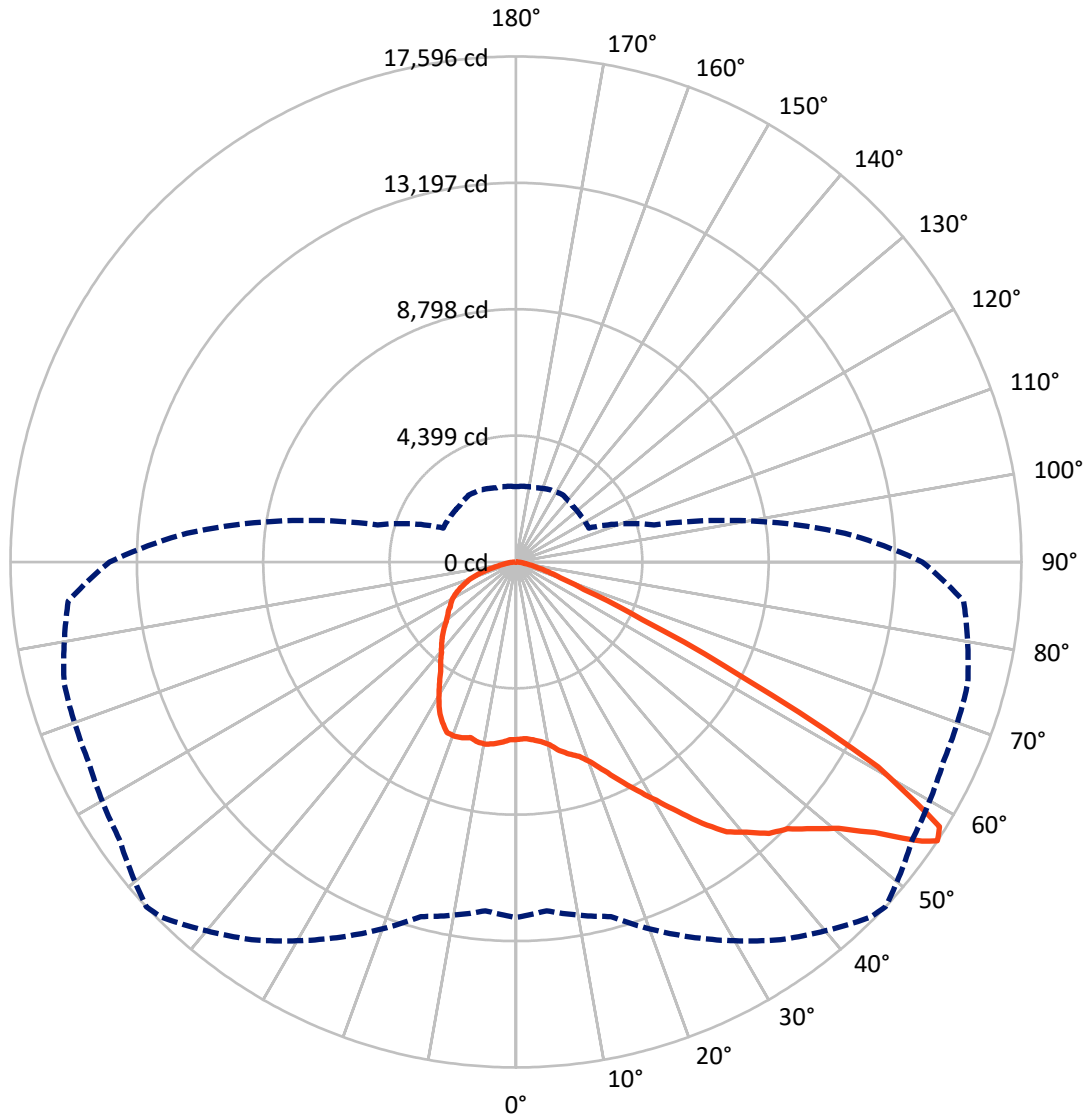
✕ Max cd
 - - - 1/2 Max cd



Based on 25 foot mounting height. Maximum calculated value = 10.3 fc
 Type II - Short - N/A

REPORT NUMBER: P530558
CATALOG NUMBER: GLAN-SA5D-735-U-T3-GRSWH

Luminous Intensity Polar Plot



— Vertical Plane Through 47-Deg Lateral - - - Horizontal Cone Through 56-Deg Vertical

REPORT NUMBER: P530558
 CATALOG NUMBER: GLAN-SA5D-735-U-T3-GRSWH

FLUX DISTRIBUTION:

		Downward	Upward	Total
House Side	Lumens	9750.3	0.0	9750.3
	% Fixture	31.7	0.0	31.7
Street Side	Lumens	21018.7	0.0	21018.7
	% Fixture	68.3	0.0	68.3
Total	Lumens	30769.0	0.0	30769.0
	% Fixture	100.0	0.0	100.0

ZONAL LUMENS:

Zone	Lumens	% Fixture
0°-10°	602.2	2.0
10°-20°	1899.7	6.2
20°-30°	3358.2	10.9
30°-40°	5043.9	16.4
40°-50°	6922.2	22.5
50°-60°	8246.9	26.8
60°-70°	3529.2	11.5
70°-80°	998.8	3.2
80°-90°	168.1	0.5
90°-100°	0.0	0.0
100°-110°	0.0	0.0
110°-120°	0.0	0.0
120°-130°	0.0	0.0
130°-140°	0.0	0.0
140°-150°	0.0	0.0
150°-160°	0.0	0.0
160°-170°	0.0	0.0
170°-180°	0.0	0.0
0°-90°	30769.0	100.0
0°-180°	30769.0	100.0

Coefficient of Utilization



REPORT NUMBER: P530558

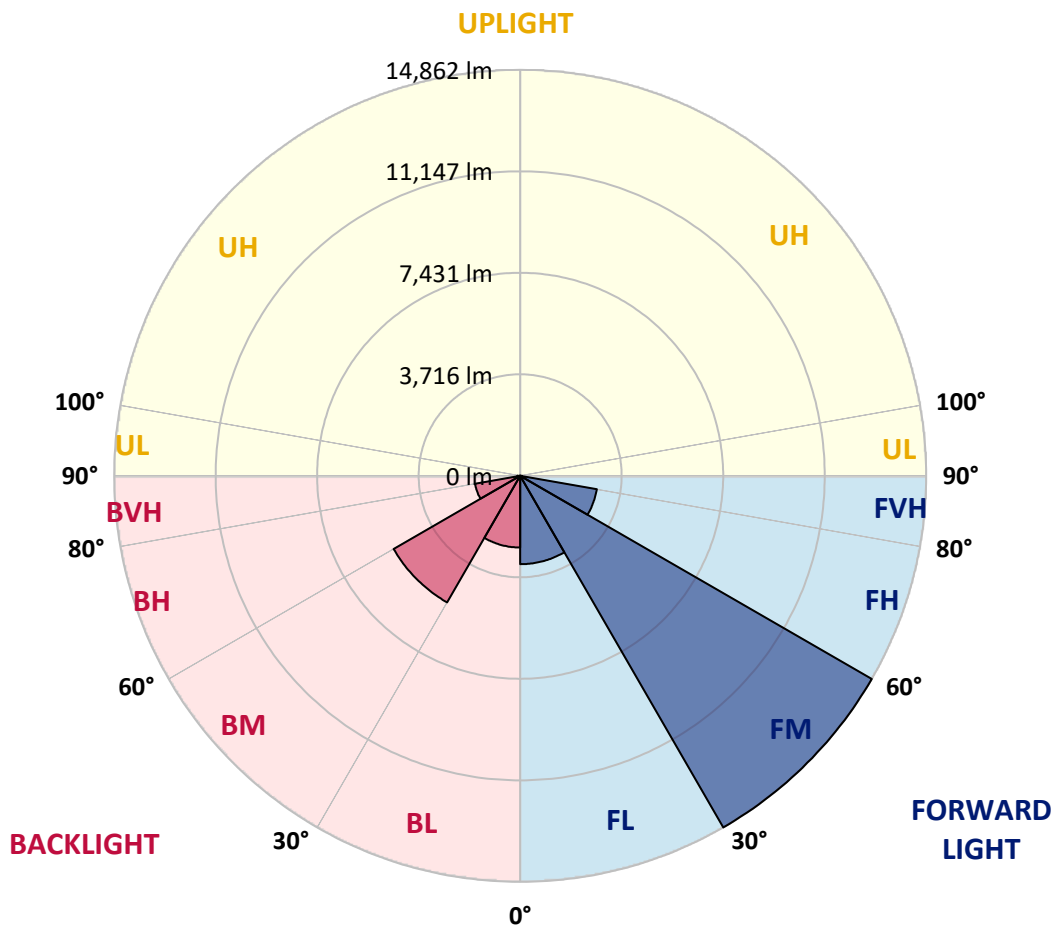
CATALOG NUMBER: GLAN-SA5D-735-U-T3-GRSWH

LUMINAIRE CLASSIFICATION SYSTEM LUMEN TABLE AND BUG RATING:

Zone	Lumens	% Fixture	Zone Rating/Lumen Limit		
			B	U	G
FL (0°-30°)	3234.9	10.5			
FM (30°-60°)	14862.1	48.3			
FH (60°-80°)	2850.3	9.3			G2/5000
FVH (80°-90°)	71.3	0.2			G1/100
BL (0°-30°)	2625.2	8.5	B4/5000		
BM (30°-60°)	5350.8	17.4	B4/8500		
BH (60°-80°)	1677.6	5.5	B3/2500		G3/2500
BVH (80°-90°)	96.7	0.3			G1/100
UL (90°-100°)	0.0	0.0		U0/0	
UH (100°-180°)	0.0	0.0		U0/0	

BUG Rating: B4-U0-G3

Type II Short





REPORT NUMBER: P530558

CATALOG NUMBER: GLAN-SA5D-735-U-T3-GRSWH

CANDELA DISTRIBUTION (FULL):

	0°	5°	15°	25°	35°	45°	47°	55°	65°	75°	85°
0°	6180.6	6180.6	6180.6	6180.6	6180.6	6180.6	6180.6	6180.6	6180.6	6180.6	6180.6
2.5°	6157.0	6145.2	6137.4	6200.2	6176.6	6180.6	6157.0	6180.6	6196.3	6160.9	6212.0
5°	6145.2	6180.6	6149.2	6168.8	6219.8	6204.1	6219.8	6266.9	6255.1	6243.3	6227.6
7.5°	6255.1	6259.0	6282.6	6290.4	6306.1	6290.4	6314.0	6357.1	6345.4	6278.7	6286.5
10°	6412.1	6419.9	6423.9	6467.0	6494.5	6498.4	6470.9	6431.7	6427.8	6518.0	6455.2
12.5°	6592.6	6573.0	6620.1	6635.8	6667.2	6702.5	6737.8	6655.4	6706.4	6710.3	6635.8
15°	6855.5	6875.1	6820.2	6820.2	6832.0	6835.9	6934.0	6894.8	6886.9	6843.7	6875.1
17.5°	7247.9	7114.5	7110.6	7055.6	7047.8	7079.2	7114.5	7145.9	7251.9	7165.5	6996.8
20°	7534.4	7565.8	7452.0	7385.3	7397.0	7467.7	7432.4	7573.6	7648.2	7506.9	7342.1
22.5°	8040.6	7934.7	7962.1	7813.0	7824.8	7899.3	7895.4	8040.6	8083.8	7860.1	7620.7
25°	8382.0	8354.5	8378.1	8260.4	8276.1	8334.9	8429.1	8668.5	8597.8	8350.6	7797.3
27.5°	8880.4	8825.4	8805.8	8762.7	8747.0	8903.9	9013.8	9268.9	9217.9	8856.8	8111.2
30°	9390.5	9355.2	9374.8	9198.2	9261.0	9594.6	9626.0	9975.2	9951.7	9316.0	8460.5
32.5°	9743.7	9763.3	9798.6	9700.5	9979.1	10246.0	10351.9	10748.3	10767.9	10104.7	9135.5
35°	10312.7	10246.0	10265.6	10379.4	10508.9	10995.5	11168.2	11431.1	11595.9	10932.7	9782.9
37.5°	10669.8	10740.4	10658.0	10838.5	11176.0	11760.7	11917.7	12188.5	12361.1	11748.9	10665.9
40°	11227.0	11113.2	11172.1	11301.6	11646.9	12408.2	12365.0	12643.7	12698.6	12443.5	11490.0
42.5°	11827.4	11772.5	11690.1	11984.4	12274.8	12828.1	12914.4	12784.9	13063.5	13122.4	12667.2
45°	12545.6	12612.3	12624.0	12631.9	12887.0	13369.6	13251.9	13138.1	13459.9	13887.6	13397.1
47.5°	13212.7	13000.8	13153.8	13365.7	13726.7	13730.6	13868.0	13597.2	13938.6	14319.3	14056.4
50°	13436.3	13334.3	13538.4	13938.6	14495.9	14554.7	14570.4	14185.9	14362.4	14664.6	14284.0
52.5°	13350.0	13314.7	13836.6	14456.6	15272.8	15571.1	15649.6	15174.7	15272.8	15135.5	14786.2
55°	12938.0	13043.9	13569.8	14833.3	16085.1	17007.3	17156.4	16556.0	15932.1	16038.1	15653.5
56°	12372.9	12188.5	12777.1	14405.6	16049.8	17474.3	17595.9	16846.4	16422.6	16285.3	15645.6
57.5°	10497.1	10257.8	11030.8	12961.5	15159.0	17297.7	17388.0	16968.1	16340.2	16061.6	14503.7
60°	6145.2	6263.0	7244.0	8939.2	11694.0	14181.9	14484.1	14790.2	14370.3	13122.4	10795.4
62.5°	2966.7	2892.1	3594.5	5125.0	7126.3	9053.0	8962.8	9822.2	10293.1	9323.8	6816.3
65°	1554.0	1546.1	1962.1	2797.9	3916.3	4756.1	4838.5	5301.5	5949.0	4803.2	3461.1
67.5°	1141.9	1173.3	1381.3	1966.0	2519.3	2570.3	2558.6	2790.1	2852.9	2413.4	2126.9
70°	894.7	910.4	1063.4	1495.1	1875.8	1679.5	1644.2	1671.7	1856.1	1934.6	1840.4
72.5°	647.5	663.2	792.7	1008.5	1173.3	1145.9	1169.4	1322.4	1550.0	1632.5	1534.3
75°	431.7	443.4	514.1	616.1	694.6	749.5	792.7	969.3	1181.2	1228.3	1181.2
77.5°	298.2	310.0	357.1	435.6	443.4	478.7	494.4	576.9	706.3	765.2	733.8
80°	168.7	168.7	192.3	223.7	274.7	321.8	329.6	396.3	455.2	494.4	502.3
82.5°	78.5	82.4	102.0	137.3	180.5	223.7	231.5	274.7	317.9	357.1	368.9
85°	39.2	43.2	58.9	82.4	109.9	133.4	129.5	133.4	141.3	133.4	137.3
87.5°	11.8	11.8	15.7	19.6	15.7	19.6	19.6	23.5	27.5	31.4	35.3
90°	0.0	0.0	0.0	0.0	0.0	0.0	0.0	0.0	0.0	0.0	0.0



REPORT NUMBER: P530558

CATALOG NUMBER: GLAN-SA5D-735-U-T3-GRSWH

CANDELA DISTRIBUTION (continued):

	90°	95°	105°	115°	125°	135°	145°	155°	165°	175°	180°
0°	6180.6	6180.6	6180.6	6180.6	6180.6	6180.6	6180.6	6180.6	6180.6	6180.6	6180.6
2.5°	6215.9	6227.6	6149.2	6223.7	6196.3	6192.3	6247.3	6239.4	6259.0	6251.2	6204.1
5°	6219.8	6192.3	6274.7	6200.2	6235.5	6310.1	6259.0	6376.8	6317.9	6357.1	6270.8
7.5°	6341.4	6349.3	6333.6	6365.0	6349.3	6384.6	6357.1	6384.6	6337.5	6341.4	6419.9
10°	6447.4	6423.9	6451.3	6412.1	6439.6	6427.8	6365.0	6345.4	6361.1	6341.4	6392.5
12.5°	6643.6	6600.4	6580.8	6533.7	6502.3	6384.6	6286.5	6231.6	6306.1	6317.9	6294.4
15°	6843.7	6847.7	6757.4	6651.5	6455.2	6278.7	6302.2	6321.8	6321.8	6353.2	6294.4
17.5°	6969.3	6969.3	6886.9	6675.0	6474.9	6372.8	6349.3	6286.5	6231.6	6223.7	6219.8
20°	7189.1	7122.4	6934.0	6671.1	6467.0	6419.9	6243.3	6094.2	5980.4	5941.2	5937.3
22.5°	7440.2	7271.5	7008.6	6678.9	6455.2	6388.5	6058.9	5835.2	5631.2	5544.8	5556.6
25°	7671.7	7401.0	7051.7	6643.6	6412.1	6090.3	5721.4	5411.4	5199.5	5128.9	5093.6
27.5°	7832.6	7538.3	7051.7	6675.0	6251.2	5756.7	5380.0	4983.7	4799.3	4752.2	4760.0
30°	8048.5	7711.0	7173.4	6608.3	5929.4	5325.1	4873.8	4614.8	4504.9	4465.7	4493.2
32.5°	8554.7	8162.3	7342.1	6447.4	5548.8	4893.4	4528.5	4383.3	4222.4	4143.9	4116.4
35°	9104.1	8590.0	7506.9	6176.6	5121.0	4501.0	4273.4	4140.0	3947.7	3861.4	3877.1
37.5°	9881.0	9139.4	7518.7	5729.3	4658.0	4281.3	4073.3	3865.3	3708.3	3574.9	3535.7
40°	10928.8	9888.9	7491.2	5258.4	4285.2	4022.3	3869.2	3610.2	3433.6	3339.5	3359.1
42.5°	11851.0	10767.9	7377.4	4724.7	3947.7	3845.7	3673.0	3417.9	3245.3	3147.2	3139.3
45°	12628.0	11415.4	7161.6	4269.5	3665.2	3649.5	3449.3	3253.1	3115.8	3025.5	3064.8
47.5°	13346.1	11937.3	6835.9	3814.3	3406.2	3437.6	3245.3	3123.6	3037.3	2954.9	2951.0
50°	13605.1	11929.5	6549.4	3437.6	3198.2	3182.5	3174.6	3045.2	2954.9	2884.3	2915.7
52.5°	14036.7	12062.9	6239.4	3178.6	3009.8	3013.8	3041.2	2947.0	2845.0	2801.9	2841.1
55°	14656.8	12082.5	5556.6	2876.4	2852.9	2880.3	2880.3	2817.5	2731.2	2695.9	2676.3
56°	14150.5	11497.8	4983.7	2797.9	2774.4	2774.4	2848.9	2778.3	2672.4	2644.9	2621.3
57.5°	13051.8	10073.3	4171.4	2703.7	2668.4	2723.4	2762.6	2688.1	2589.9	2550.7	2574.3
60°	9002.0	6816.3	3135.4	2499.7	2499.7	2589.9	2621.3	2511.5	2468.3	2464.4	2433.0
62.5°	5254.5	3971.3	2452.6	2315.3	2323.1	2397.7	2421.2	2358.4	2303.5	2370.2	2401.6
65°	2786.2	2370.2	2103.4	2119.0	2123.0	2181.8	2283.9	2279.9	2276.0	2295.6	2299.6
67.5°	2017.0	1969.9	1911.1	1895.4	1903.2	1946.4	2048.4	2126.9	2123.0	2075.9	2040.6
70°	1797.3	1730.6	1695.2	1699.2	1667.8	1718.8	1801.2	1852.2	1761.9	1707.0	1683.5
72.5°	1495.1	1475.5	1451.9	1455.9	1393.1	1381.3	1287.1	1287.1	1263.6	1247.9	1275.4
75°	1141.9	1134.1	1145.9	1126.2	1059.5	988.9	934.0	882.9	804.5	773.1	757.4
77.5°	722.0	745.6	773.1	729.9	702.4	651.4	596.5	545.5	482.7	447.4	447.4
80°	490.5	510.1	529.8	521.9	490.5	443.4	400.3	345.3	302.2	274.7	270.8
82.5°	372.8	388.5	416.0	384.6	353.2	313.9	278.6	239.4	200.1	168.7	168.7
85°	133.4	153.0	168.7	184.4	196.2	200.1	172.7	141.3	113.8	90.3	86.3
87.5°	35.3	39.2	43.2	39.2	39.2	39.2	43.2	39.2	35.3	27.5	27.5
90°	0.0	0.0	0.0	0.0	0.0	0.0	0.0	0.0	0.0	0.0	0.0

(END OF REPORT)